

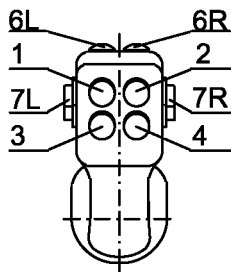



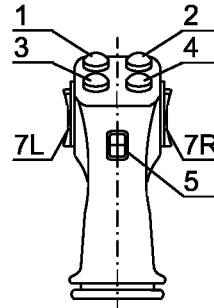
FG-3 Fighter Grip Handle



Locations



Locations



Handle form	Handle Description	Type	Protection Rating
	Handle FG3 with coupling for PRO4, PRO6, CS1, VCS2, CS3, VCSO, VNSO Handle FG3 with coupling VNS2 Handle FG3 with custom coupling on request	FG3	IP56
Locations	Additions		
1,2,3,4,6L,6R, 7R,7L	Push-button: 1NO, contact rating: 1 A 28 VDC Color: GRN YEL RED BLK BLU		IP56
5	Deadman: 1 NO, contact ratings: 24 VDC-2A resistive	T	IP54
1-3, 2-4, 7L, 7R	Rockerswitch maintained 0-1 Rockerswitch maintained 1-0-1 Rockerswitch momentary 0-1 Rockerswitch momentary 1-0-1	W1S W2S W1T W2T-std. W2TS	IP40
1-2-3-4		MG10	IP40
1-3; 2-4 7L; 7R		MG12A MG12AA	IP56

Ordering example:

Type FG 3 8 12 2 RED 5T
 Adapter for PRO-4, PRO-6, VCSO,
 CS1, VCS2, CS3, VNSO
 Adapter for VNS2
 Push-button in position 2 red _____
 Deadman _____

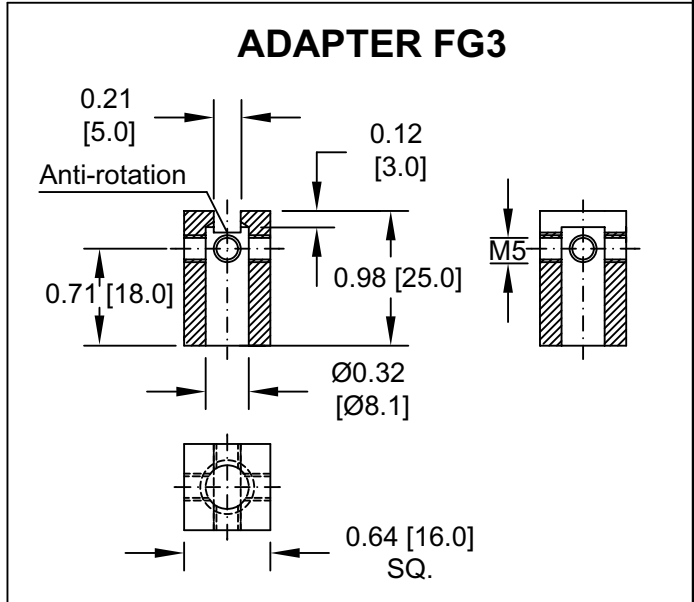
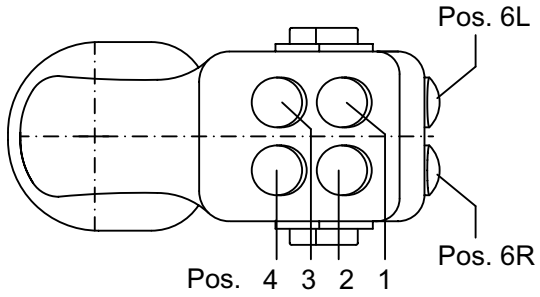
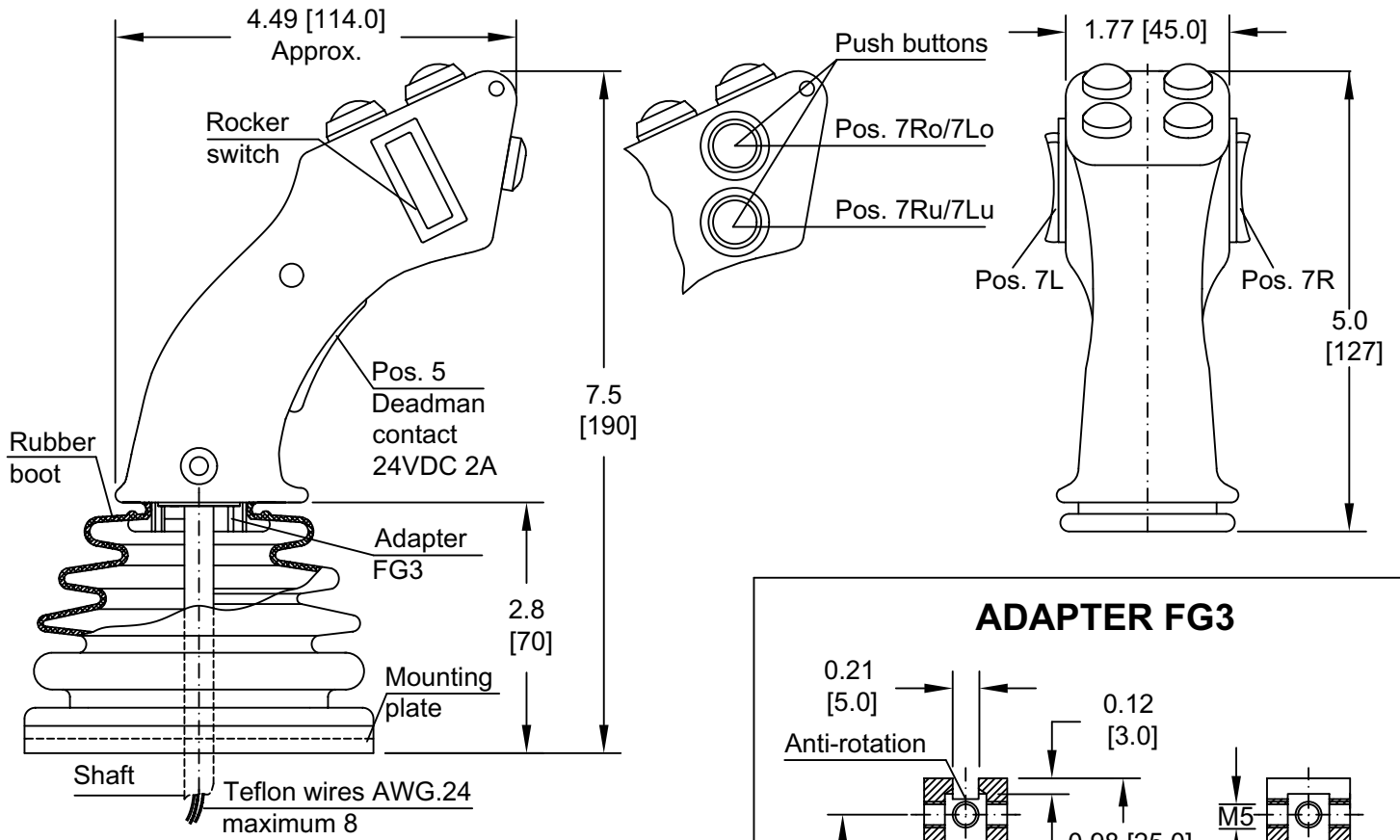
Note:

1. Due to space restrictions not all variations of options are available in all positions.
2. Custom handle options available on request.

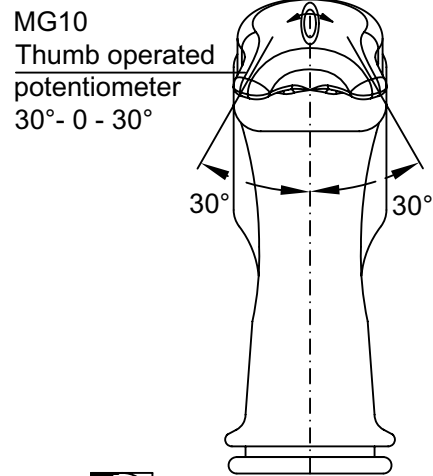


Stratford, CT - 1-800-333-5762 - www.jrmerritt.com

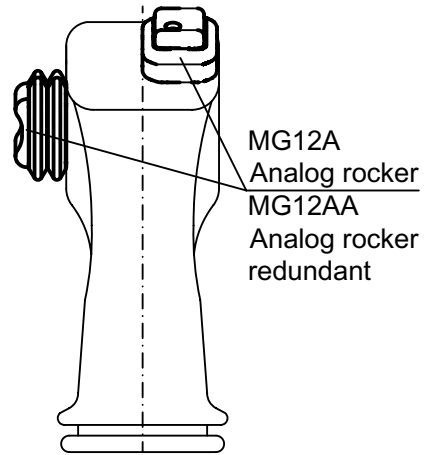
FG3 FIGHTER GRIP HANDLE DIMENSIONS



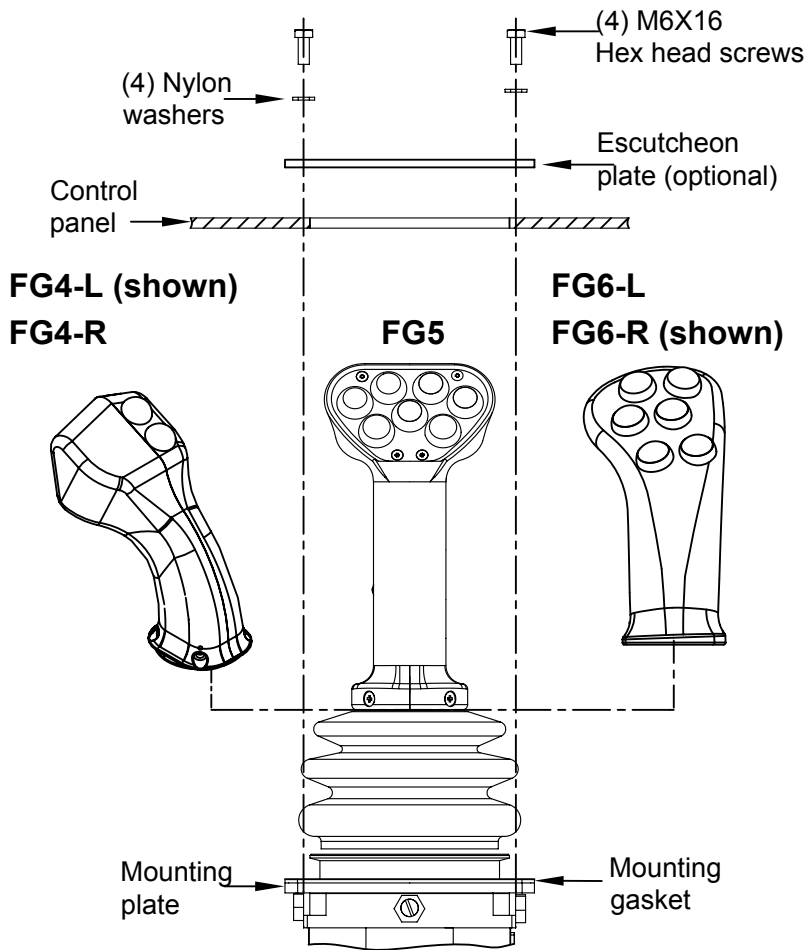
FG3 WITH MG10



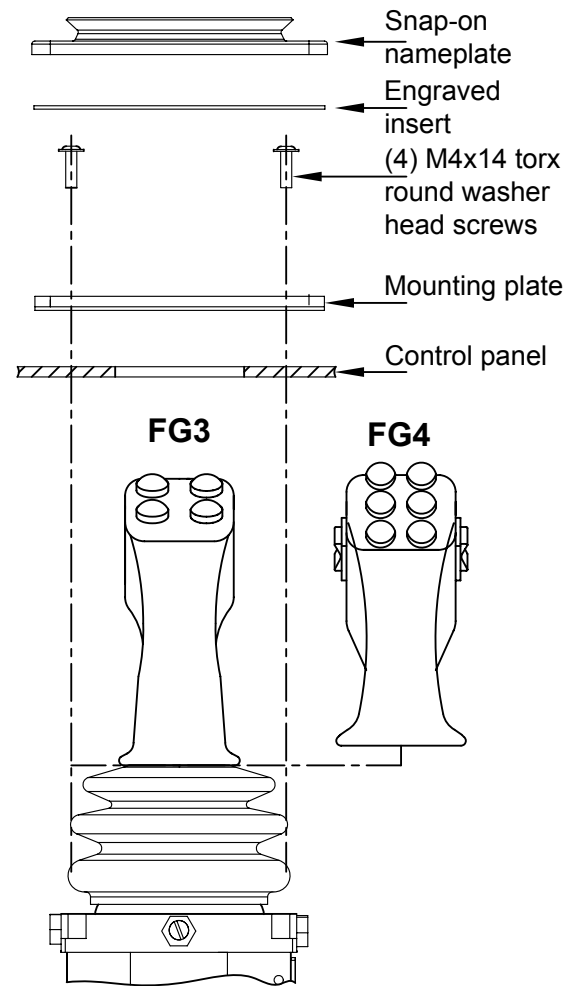
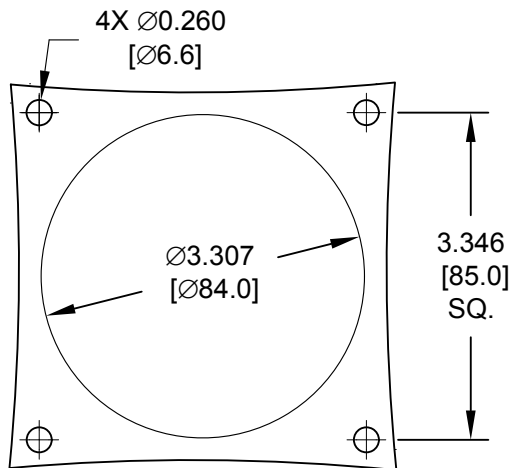
FG3 WITH MG12



FIGHTER GRIP HANDLE MOUNTING DETAILS



MOUNTING CONFIGURATION AND PANEL CUTOUT FOR VNSO AND XL-VNSO WITH FG4-L, FG4-R, FG5, FG6-L AND FG6-R HANDLES



MOUNTING CONFIGURATION AND PANEL CUTOUT FOR VNSO AND XL-VNSO WITH FG3 AND FG4 HANDLES

