

BH Lever Handle

Application:

This handle is ideal for use on Scissor Lifts, Work Platforms, Bucket Trucks, Cranes, Agricultural, Mining and Forestry equipment where the security of a deadman function is essential to the control of the machinery.

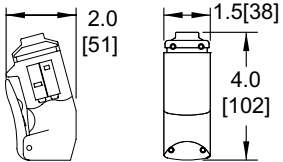
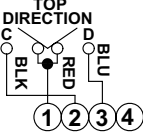
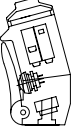
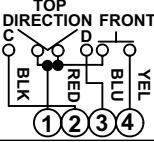
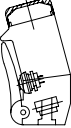
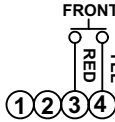
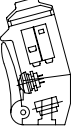
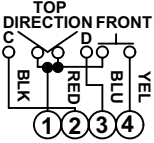
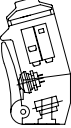
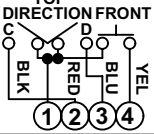

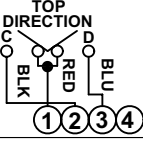
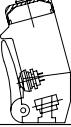
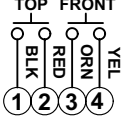

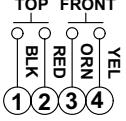
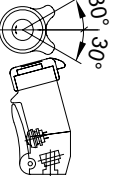
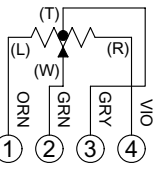
Construction:

- Designed with a 15° tilt for operator hand comfort.
- The component parts are made from glass filled black nylon, which makes the grip very durable against abuse and corrosion.
- The handle is fully gasketed for outdoor use.
- The lever guard has three functions:
 - It acts as a finger rest.
 - It shields the lever and push-button in the face of the handle from water and ice.
 - It protects against inadvertent operation.
- The mounting coupling will fit our full range of products.
- The front lever is ideal for deadman applications or as an additional function and is easier to operate than conventional push-buttons or pull up collars.
- The deadman lever push-button is supplied with a tactile feel. This button is also internally sealed and water tight. The button rating is 5 Amp resistive 3 Amps inductive and 28 VDC or 115 VAC.
- All switches and buttons are rated for 10 million mechanical cycles.
- The handle can be used without the deadman lever making it a true multifunction handle.
- The rocker switch is ideal for man lifts, scissor lifts, buckets, and other steering applications.
- The rocker switch is very versatile, it can be used in applications requiring momentary action, maintained action or a combination of both.
- The rocker switches are rated for 11 amps inductive, ideal for controlling electro-hydraulic cartridge valves directly.
- A sealed push-button can be mounted in place of the rocker switch.



**BH-10 Handle Shown on
PRO-4 Joystick Controller**

TYPE BH HANDLE

BH	MODEL	DESCRIPTION	STANDARD WIRING	MANUFACTURERS CONTACT RATING	IP PROTECTION
	BH-01	Stationary lever actuator and momentary rocker on top		Rocker: 10A @ 30 VDC resistive	IP54
	BH-10	Lever actuated momentary sealed push-button and momentary rocker switch on top		Rocker: 10A @ 30 VDC resistive Push-button: 0.5A @ 28 VDC resistive	IP54
	BH-11	Lever actuated momentary sealed push-button and blank top		Push-button: 0.5A @ 28 VDC resistive	IP54
	BH-101L	Lever actuated momentary sealed push-button and maintained rocker left		Rocker: 10A @ 30 VDC resistive Push-button: 0.5A @ 28 VDC resistive	IP54
	BH-101R	Maintained rocker right			
	BH-102	Lever actuated momentary sealed push-button and maintained rocker in both directions		Rocker: 10A @ 30 VDC resistive Push-button: 0.5A @ 28 VDC resistive	IP54
	BH-103	Stationary lever actuator and maintained rocker in both directions		Rocker: 10A @ 30 VDC resistive	IP54
	BH-104	Lever actuated momentary sealed push-button and extended momentary sealed push-button on top		Push-buttons: 0.5A @ 28 VDC resistive 0.5A @ 28 VDC resistive	IP54
	BH-105	Lever actuated momentary sealed push-button and flush sealed push-button on top		Push-buttons: 0.5A @ 28 VDC resistive 0.5A @ 28 VDC resistive	IP54
	BHM10	Lever actuated momentary sealed push-button and 5k ohm thumb operated potentiometer		Push-button: 0.5A @ 28 VDC resistive Potentiometer: 5k-0-5k ohm maximal power rating 0.5 watts	IP54

The BH handle will fit through a 1.70Ø hole with enable bar removed. The fully assembled BH handle will fit through a 2.25Ø hole.

DISCLAIMER:

Max. recommended voltage 30 VDC.

It is the customer's responsibility to determine the suitability of this device for on intended application and to insure that it is installed in accordance to appropriate regulations and standards. In safety critical applications, the customer must undertake on his own reliance appropriate testing to prevent the ultimate user from injury. The end user must be trained in the appropriate use of the device & instructed to report any malfunction or failure of the device to the appropriate authority for corrective action. Tampering with or modifying this device voids all warranties.

(Consult factory for other handle options)



Stratford, CT • 1-800-333-5762 • www.jrmerritt.com