

HFC-100

Fixed or Rotating Operator Armchair System

HFC-100 4.92" wide consoles, non-rotating
HRC-100 4.92" wide consoles, rotating

Construction:

The **HFC-100 & HRC-100** is a compact seating system that allows integration of seat and controls. The consoles can be populated with a variety of J.R. Merritt compact, low cost, rugged controllers along with additional pushbuttons and pilot devices. The narrow consoles are suited for tight workspaces and configured with access panels to accommodate hydraulic and electrical joysticks. The many standard features and options make this a very versatile system allowing for a large range of applications to be accommodated. This seating system is very popular in the mobile equipment industry.

Application:

Commonly used in narrow cabs in excavator shovels, forestry equipment, tower cranes, drills, and maintenance of way equipment.

Features:

- Full body, contoured Grammer Actimo seat
- Ultra tough nylon velour upholstery
- Adjustable backrest, fore and aft
- Mechanically adjustable lumbar support
- Seat cushion tilt and fore/aft adjustments
- Dual seat and console slide system allows the consoles and seat to slide together or the seat to slide independently of the consoles
- Mechanical 3-step suspension: Full hydraulic and spring dampened system with "Dial In" weight compensation and incremental height adjustment
- Flip up, vertical adjustable armrests.
- Metal consoles – Left console flips back for operator accessibility and includes power disconnect microswitch for safety
- Heavy-duty steel construction with a powder coat finish

Options:

- Vinyl upholstery
- Adjustable headrest
- Document pouch
- Without Suspension
- Mechanical 4-step suspension – 309 lb [140 kg] – 3.2" [80 mm] of height adjustment in 4 increments, seat height lift assist system
- Pneumatic suspension
- 7" fixed open riser
- 7" electrical riser/junction box
- $\pm 90^\circ$ bushing rotator lockable in 10° increments
- Floor slide for 24" total travel fore and aft or laterally



Model HFC-100 Shown with optional XL-VNSO joysticks and open riser.

For detailed information about the seat's benefits, features, and options see Actimo literature.

J.R. MERRITT 
CONTROLS, INC.

Stratford, CT • 1-800-333-JRMC • www.jrmerritt.com

HFC-100

Part Number Listing

Standard Configurations:

- 07.955** HFC-100 Control Carrier chair with 5" wide metal consoles, 3" seat slide range, 8" seat and console slide range, **standard 3-step, 110 – 287 lb [50 – 130 kg] mechanical suspension**, seat mounted armrests, **velour upholstery**
- 07.960** HFC-100 Control Carrier chair with 5" wide metal consoles, 3" seat slide range, 8" seat and console slide range, **optional 4-step, 110 – 309 lb [50 – 140 kg] mechanical suspension** with seat height lift assist system, seat mounted armrests, **velour upholstery**
- 07.964** HFC-100 Control Carrier chair with 5" wide metal consoles, 3" seat slide range, 8" seat and console slide range, **standard 3-step, 110 – 287 lb [50 – 130 kg] mechanical suspension**, seat mounted armrests, optional **vinyl upholstery**
- 07.967** HFC-100 Control Carrier chair with 5" wide metal consoles, 3" seat slide range, 8" seat and console slide range, **optional 4-step, 110 – 309 lb [50 – 140 kg] mechanical suspension** with seat height lift assist system, seat mounted armrests, optional **vinyl upholstery**

Options:

- 70.230** Kit, rotator, 3-step suspension, $\pm 90^\circ$ rotation, lockable 5°
- 70.229** Kit, rotator, 4 step and pneumatic suspension, $\pm 90^\circ$ rotation lockable 5°

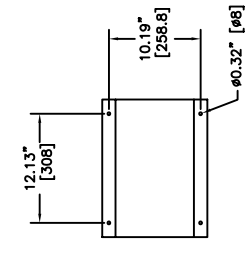
- 07.284** 7" fixed open riser

- 07.693** Adjustable velour headrest
- 07.694** Adjustable vinyl headrest

- 70.073** 2 point retractable seat belt
4 point retractable harness (integrated, consult factory for part number)
- 07.938** Document pouch

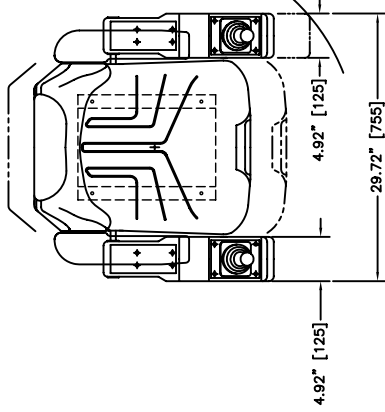
- 07.013** Joystick adapter plate for VCSO and VCS2
- 07.014** Joystick adapter plate for VNSO and XL-VNSO
- 07.016** Joystick adapter plate for CS1
- 07.017** Joystick adapter plate for PRO-4
- 07.018** Joystick adapter plate for PRO-5

This document is for sales clarification only. Some options may not be drawn to scale. This is a generic representation of a custom built product. Design and dimensions are subject to change to as built. Please consult factory if dimensions are critical or if a certified drawing is required.

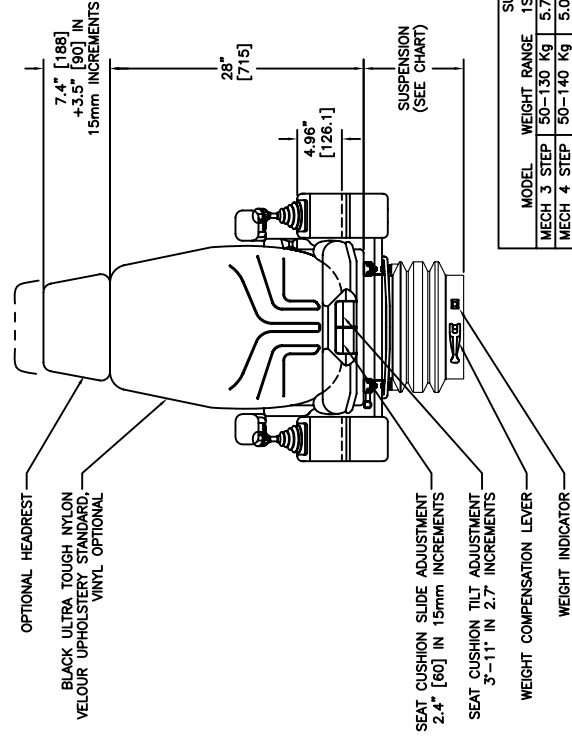


BASE MOUNTING DETAIL

FRONT OF CHAIR



4.92" [125]
29.72" [755]
4.92" [125]
R25" [635] MAX IF EQUIPPED WITH OPTIONAL ROTATOR



OPTIONAL HEADREST

BLACK ULTRA TOUGH NYLON VELOUR UPHOLSTERY STANDARD, VINYL OPTIONAL

SEAT CUSHION SLIDE ADJUSTMENT 2.4" [60] IN 15mm INCREMENTS

SEAT CUSHION TILT ADJUSTMENT 3"-11" IN 2.7 INCREMENTS

WEIGHT COMPENSATION LEVER

WEIGHT INDICATOR

7.4" [188]
+3.5" [90] IN 15mm INCREMENTS

28" [715]

4.96" [126.1]

SUSPENSION (SEE CHART)

FULL BODY CONTOURED SUSPENSION TYPE SEAT SYSTEM FINISHED IN BLACK POWER COAT PAINT

53" [1350] 47" [1200] APPROX. W/ HEADREST

43" [1080] 40" [1020] APPROX. W/O HEADREST

HEADREST TILT ANGLE 38°

12.1" ± 7.5" [308] ± 1.0" [25.4]

13.7" ± 3.5" [347.4] ± 88

TILT & HEIGHT ADJUSTABLE ARMREST ON CHAIR
-30° +10° & FLIP UP
HEIGHT ADJUST 1.6" [40] IN 8mm INCREMENTS

7.44" [189]

SEAT SLIDE BETWEEN CONSOLES +1.6" [40], -1.2" [30] 10mm INCREMENTS

COMBINED SEAT AND CONSOLE SLIDE +3.5" [90], -3.1" [80] 10mm INCREMENTS

SUSPENSION DETAILS

MODEL	WEIGHT RANGE	1ST POS	2ND POS	3RD POS	4TH POS
MECH 3 STEP	50-130 Kg	5.7" [145]	6.9" [175]	8.1" [205]	---
MECH 4 STEP	50-140 Kg	5.0" [128]	6.2" [158]	7.3" [186]	8.1" [208]
PNEUMATIC	50-150 Kg	AUTO TO 6.8" [172]; ADJ. +3.2" [80], -0.0" [0]			

DIMENSIONS ARE FOR REF ONLY (SUBJECT TO WEIGHT COMPENSATION ADJUSTMENT)
PNEUMATIC SUSPENSION REQUIRES CUSTOMER SUPPLIED 12VDC/9A OR 24VDC/7.5A POWER SUPPLY PROVIDED OPTIONAL

NOTE: SIP MEASURED WITH SEAT DEPTH AND SEAT ANGLE ADJUSTMENT AT THEIR MAXIMUMS.

REV	DATE	BY	CHK	APPR	DESCRIPTION
01	12/09/02	KY	N/A		ADDED TURNING RADIUS
02	04/24/03	TM	3809		ADDED SIP POINT AND UPDATED SLIDE RANGE
03	10/05/10	KY	3809	DB	REVISED TO CURRENT STANDARDS
04	11/29/10	KY	3856	GAR	ADDED 'OPTIONAL' NOTE TO DOCUMENT POUCH

SCALE	1:14	CUSTOMER	J.R. MERRITT CONTROLS, INC.
DRAWN	KY	DATE	08/26/02
CHECKED	DB	DATE	10/07/10
APPROVED		DATE	
QUOTE #		JOB #	
REFERENCE #			
DESCRIPTION: HFC-100 APPROX DIMENSIONS			
DRAWING # B61.101.5414.1 OF 1.04			