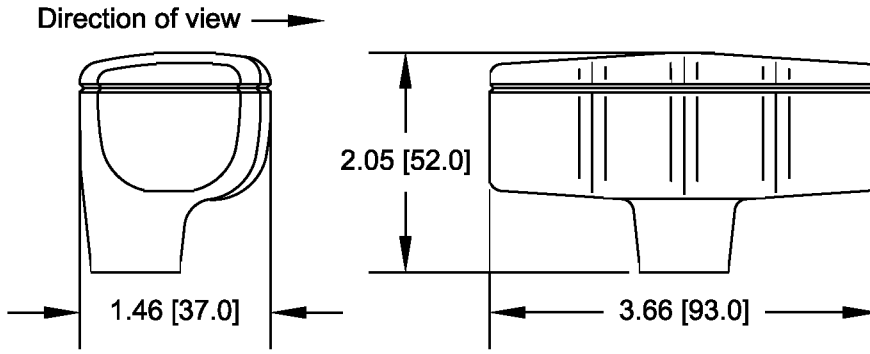


MG1 Handle









Ratings

Push-buttons: Momentary
1 A 28 VDC
1 N.O.

Mini rocker: Momentary
.250 A 28 VDC
1-0-1
2 N.O.

Wiring Max.: 5 wires 24 gauge
Teflon superflex

Consult factory for other contact options

Mini rocker or PB locations (operator view)	Type	Description
	MG1..	Without buttons
	MG1..PBL	Push-button on the left side
	MG1..PBR	Push-button on the right side
	MG1..RSL	Mini rocker switch on the left side
	MG1..RSR	Mini rocker switch on the right side
	MG1..Z	Mechanical interlock

Key designation

MG1 S0 Z PBR
S2

Push-button on the right side

Mechanical interlock

Adapter: S0 = PRO-4, PRO-5, PRO-6, VCSO, CS1, VCS2, VNSO & XL-VNSO

S2 = VNS2

Dimensions

J.R. MERRITT
CONTROLS, INC.

Stratford, CT • 1-800-333-5762 • www.jrmerritt.com